




MOCK DRIVING TEST

WATFORD

CONTACT US NOW

07870731807
confidentpassdrivingschool.co.uk
confidentpass@hotmail.co.uk



 07870731807




STRIVING FOR EXCELLENCE!

“ It’s real honour to teach them then see them go with **Pass Certificate** In their hand. This for me is real **Pride** and **Honour** - great feelings ”

Mohammed Yamine
Approved Driving Instructor



 confidentpassdrivingschool.co.uk

 confidentpass@hotmail.co.uk

 MESSAGE US
07870731807

Connecting you better - so life goes on!



FOLLOW OUR TECHNIQUES & ROUTINES FOR THE 1ST LESSON OF THE DRIVING COURSE COURSE AS PER UK DRIVING STANDARDS.

STEP 1

POM ROUTINE - ENSURE YOU MOVE OFF IN A SAFE AND CONTROLLED MANNER

P- PREPARE

O- OBSERVE (6-POINT CHECK)

M- MOVE.

PREPARE

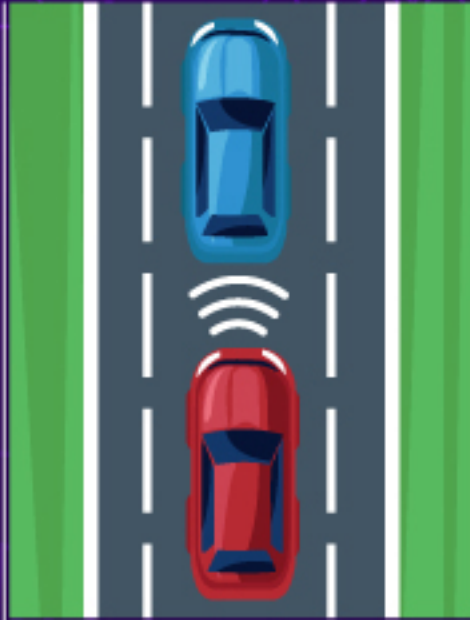


OBSERVE

MOVE

06

POINTS



STEP 2

confidentpassdrivingschool.co.uk
confidentpass@hotmail.co.uk

MSM ROUTINE - SPOT POTENTIAL HAZARDS QUICKLY AND DRIVE SAFELY

M-MIRRORS IN PAIRS

S-SIGNAL.

THE AMOUNT FOR THE LESSON MUST BE CLEARED JUST AFTER THE LESSON OR AT LEAST BEFORE MIDNIGHT WITHOUT FAIL.

M-MOVE.

IF YOU MISS THE PAYMENT, NO LESSONS WILL BE CONDUCTED FURTHER.

DRIVE SMOOTHLY, USING THE MIRRORS & GET YOUR FUNDAMENTALS CORRECT TO AVOID ANY DRIVING ERRORS.

MIRRORS IN PAIRS


SIGNAL

MOVE

BLIND SPOT



ROAD SIGNAL



WHEN TO CHECK THE MIRRORS?

FOLLOW DOSS ROUTINE WHILE CHANGING

D - DIRECTION
O - OVERTAKING
S - SLOWING-BEFORE BRAKING OR SPEEDING.
S - STOPPING.



ON YOUR FINAL TEST DAY, £150 MUST BE PAID A DAY BEFORE WITHOUT ANY NEGOTIATIONS.

YOU WILL GET 2 HOURS

1 HOUR WITH MOHAMMED YAMINE & 1 HOUR WITH THE EXAMINER

IF YOU MISS THE PAYMENT, YOU WON'T BE ABLE TO TAKE THE TEST!



DIRECTION



OVERTAKING



SLOWING-BEFORE BRAKING OR SPEEDING



SAFE DISTANCE RULE