



SYLLABUS FOR DRIVING LESSONS

The syllabus at Confident Pass Driving School is designed to help you become a competent and safe driver for life. With our assistance, you will be able to pass the driving test quickly and acquire the necessary skills to ensure your safety on the road. It is crucial to know and follow the UK driving laws and regulations to become a responsible driver.

NOT NECESSARILY IN THIS ORDER – IT CAN CHANGE SLIGHTLY PER THE DRIVING TUTOR DISCRETION

HERE IS CONFIDENT PASS DRIVING SCHOOL'S STEP-BY-STEP GUIDE TO LEARNING TO DRIVE:

STEP 1 | CAR CONTROLS

AT THE BEGINNING OF YOUR JOURNEY, YOU WILL RECEIVE INSTRUCTIONS ON CAR CONTROLS, INCLUDING MOVING OFF AND STOPPING ON LEVELS, UPHILL, AND DOWNHILL TERRAIN ETC.

Nearside & offside mirror correctly adjusted?



STEP 3 | EMERGING-T-JUNCTION

A T-JUNCTION IS A JUNCTION THAT EMERGES FROM A MINOR ROAD TO A MAJOR ROAD. IN THIS STEP, YOU WILL LEARN HOW TO SAFELY MANOEUVRE OUT OF A T-JUNCTION, WHICH IS MAINLY FROM A MINOR TO A MAJOR ROAD WHILE TURNING LEFT AND RIGHT.



STEP 2 | APPROACHING JUNCTION

AFTER LEARNING ABOUT THE CAR CONTROLS, YOU WILL LEARN HOW TO APPROACH JUNCTIONS AND TEST YOUR AWARENESS WHILE MOVING AND YOUR ABILITY TO CONTROL THE CAR. THIS INCLUDES MAKING LEFT AND RIGHT TURNS ON MAJOR AND MINOR ROADS.



STEP 4 | REVERSE RIGHT

IN THIS STEP, YOU WILL PRACTICE REVERSE DRIVING, I.E. YOU WILL LEARN HOW TO DRIVE TWO CAR LENGTHS BACK BY PULLING UP ON THE RIGHT SIDE OF A ROAD.



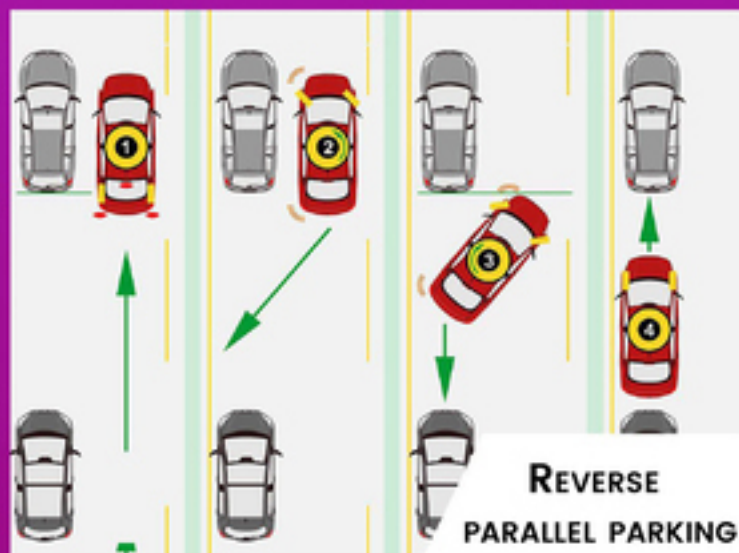
STEP 5 | LEARN ANTICIPATION,
MEETING & CLEARANCE
SKILLS IN DRIVING

LEARNING THE ART OF SAFELY DRIVING IN EVERY GIVEN SITUATION OR ENVIRONMENT. IN THIS STEP, YOU WILL LEARN THE ART OF MEETING TRAFFIC, ADEQUATE CLEARANCE, ANTICIPATING AND PLANNING WHILE DRIVING TO ENSURE SAFE DRIVING PRACTICES



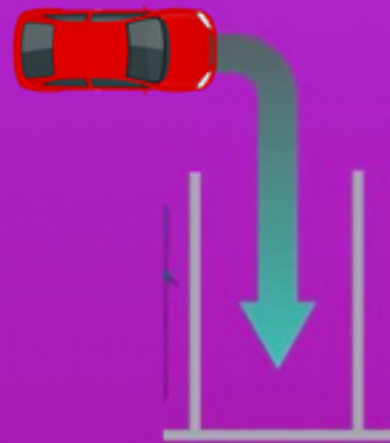
STEP 7 | REVERSE PARALLEL PARKING

LEARNING FORWARD AND REVERSE BAY PARKING IS AN ESSENTIAL SKILL THAT EVERY DRIVER MUST ACQUIRE. WE WILL TEACH YOU A STEP-BY-STEP PROCESS OF FORWARD BAY PARKING, REVERSING OUT OF THE BAY AND HOW TO DO REVERSE PARKING INTO THE BAY.



STEP 6 | FORWARD AND REVERSE
BAY PARKING

LEARNING FORWARD AND REVERSE BAY PARKING IS AN ESSENTIAL SKILL THAT EVERY DRIVER MUST ACQUIRE. WE WILL TEACH YOU A STEP-BY-STEP PROCESS OF FORWARD BAY PARKING, REVERSING OUT OF THE BAY AND HOW TO DO REVERSE PARKING INTO THE BAY.



STEP 8 | PEDESTRIAN CROSSING

YOU WILL LEARN ABOUT PEDESTRIAN CROSSINGS AND THE USE OF SIGNALS WHILE DRIVING





confidentpass@hotmail.co.uk



confidentpassdrivingschool.co.uk

STEP 9 | EMERGENCY STOP - MIRRORS

YOU WILL PRACTICE EMERGENCY STOPS AND THE USE OF MIRRORS



STEP 11 | CROSSROADS

A CROSSROAD IS THE JUNCTION OF A MAJOR AND A MINOR ROAD. YOU WILL SOON LEARN HOW TO DEAL WITH CROSSROADS SAFELY ACCORDING TO THE LAW AND WHILE MAINTAINING EVERYONE ELSE'S SAFETY INCLUDING YOURS



STEP 10 | ROUNDABOUTS, SINGLE-CARRIAGEWAY DUAL, AND MOTORWAY DIFFERENCE

YOU WILL LEARN ABOUT ROUNDABOUTS, INCLUDING THE DIFFERENCES BETWEEN SINGLE-CARRIAGEWAY, DUAL, AND MOTORWAY



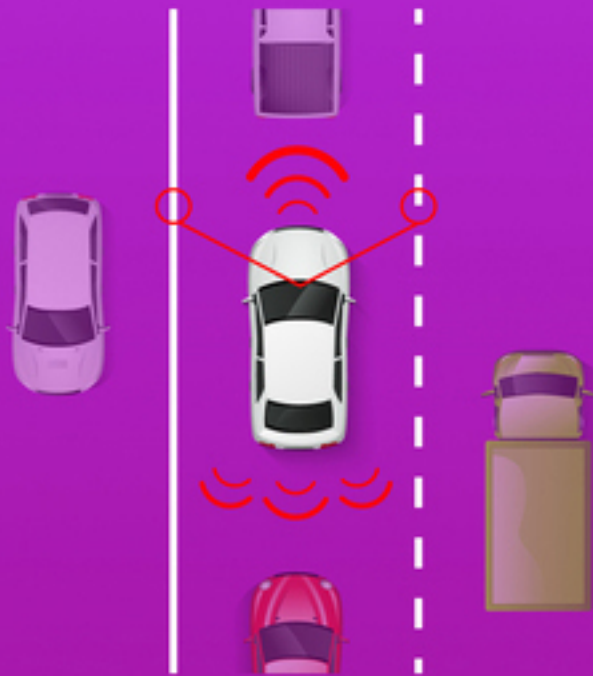
STEP 12 | JOIN CARRIAGEWAYS OVERTAKING

YOU WILL LEARN ABOUT OVERTAKING AND JOINING A CARTRIDGE WAY MINOR SLIP ROADS TO MAJOR ROAD CARRIAGEWAYS SAFELY AND DUE REGARDS TO OTHER USERS




STEP 13 | **PROGRESS-HESITANCY-NORMAL POSITION**

You will learn about progress, hesitancy, and normal positioning in general driving


STEP 14 | **DEMONSTRATION OF DRIVING SKILLS & KNOWLEDGE**

: ONCE YOU HAVE ACQUIRED ALL THE NECESSARY DRIVING SKILLS REQUIRED TO PASS YOUR DRIVING TEST AND HAVE DEMONSTRATED THEM TO YOUR INSTRUCTOR


STEP 15 | **SHOW ME & TELL ME QUESTIONS**

AFTER COMPLETING THE SYLLABUS, YOUR INSTRUCTOR WILL GUIDE YOU THROUGH 19 SAFETY QUESTIONS FOR YOUR CAR, WHICH ARE FREQUENTLY ASKED DURING THE FINAL TEST DAY. THERE WILL BE TWO TYPES OF QUESTIONS - "SHOW ME" AND "TELL ME". "SHOW ME" QUESTIONS REQUIRE YOU TO DEMONSTRATE HOW TO CARRY OUT A SAFETY TASK, WHILE "TELL ME" QUESTIONS REQUIRE YOU TO EXPLAIN HOW TO CARRY OUT A SAFETY TASK. DURING THE FINAL TEST, THE EXAMINER WILL ASK TWO QUESTIONS, ONE FROM EACH TYPE.



confidentpassdrivingschool.co.uk



confidentpass@hotmail.co.uk



MOCK TEST

AFTER LEARNING ALL THE "SHOW ME TELL ME" VEHICLE SAFETY QUESTIONS, WE WILL BEGIN YOUR MOCK TESTS. THESE TESTS WILL PREPARE YOU FOR THE FINAL DRIVING TEST AND LAST FOR 40 MINUTES. THE EXAMINER WILL ASK YOU TO FOLLOW A SATELLITE NAVIGATION DEVICE OR SIGNBOARD FOR AT SOME POINT IN YOUR TEST, AND FOR THE FINAL 20 MINUTES, YOU WILL HAVE TO DRIVE THE CAR ACCORDING TO THE EXAMINER'S DIRECTIONS. YOU WILL PRACTICE SEVERAL MOCK TESTS UNTIL YOUR DRIVING INSTRUCTOR, IS CONFIDENT THAT YOU CAN PASS THE DRIVING TEST



STAY AWARE & SAFE WITH AMBER TRAFFIC LIGHT



WHILE DRIVING,
IF YOU NOTICE A SINGLE AMBER LIGHT TO BE ILLUMINATED,
YOU MUST GET PREPARED TO STOP JUST BEFORE THE FIRST WHITE LINE.
AS THE COLOUR OF THE LIGHT CHANGES,
YOU CAN PROCEED THROUGH THE AMBER LIGHT,
ON CROSSING THE STOP LINE. IF YOU ARE TOO CLOSE TO THE STOP LINE,
THAT SUDDEN STOPPING MIGHT CAUSE AN ACCIDENT.





Firstly, we offer insurance coverage that guarantees you a free rebooking of your driving test. So that in case something goes wrong, such as a road traffic accident, a tyre puncture or a car breakdown, close to or during your test time, you can Reappear again for your NEXT driving test !



Additionally, you will also receive 2 hours of free driving lessons on your next test. This coverage is compulsory, as it provides peace of mind and is a part of our standard policy terms and conditions.



Using our car on the test day entails more risk since it is used for candidate test purposes, causing more wear and tear. This factor has increased our car insurance, which plays a part in the cost increase.



Wear and tear on our car during test conditions can be significant. For example, candidates may hit a kerb, causing us to get the tracking done, which incurs a substantial bill. The expenses caused due to wear and tear or any further damages are covered through this payment of £150.



confidentpassdrivingschool.co.uk



Join Us On
WHATSAPP
07870731807




confidentpass@hotmail.co.uk



GOOD LUCK

WITH YOUR DRIVING TEST

YOU WILL BE READY TO PASS YOUR DRIVING TEST AND KICK START YOUR JOURNEY AS A PROFESSIONAL DRIVER!! GOOD LUCK WITH YOUR DRIVING TEST!!



confidentpass@hotmail.co.uk

confidentpassdrivingschool.co.uk



GOOD
LUCK

